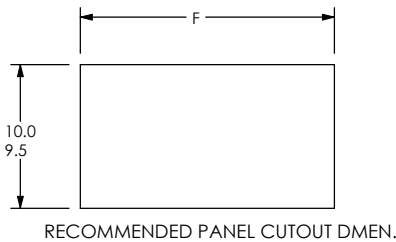
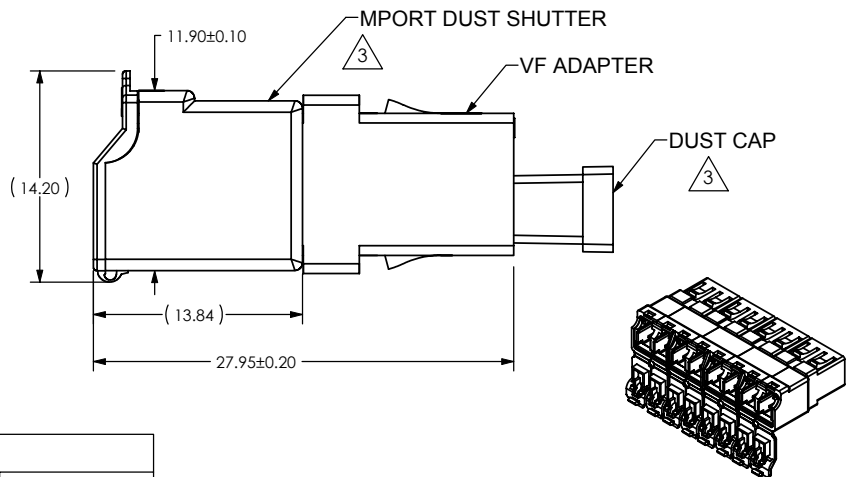

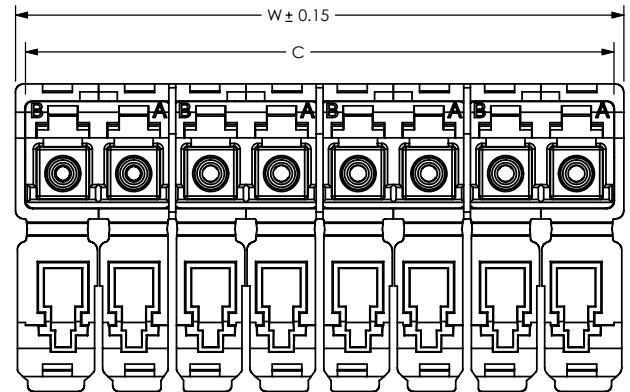
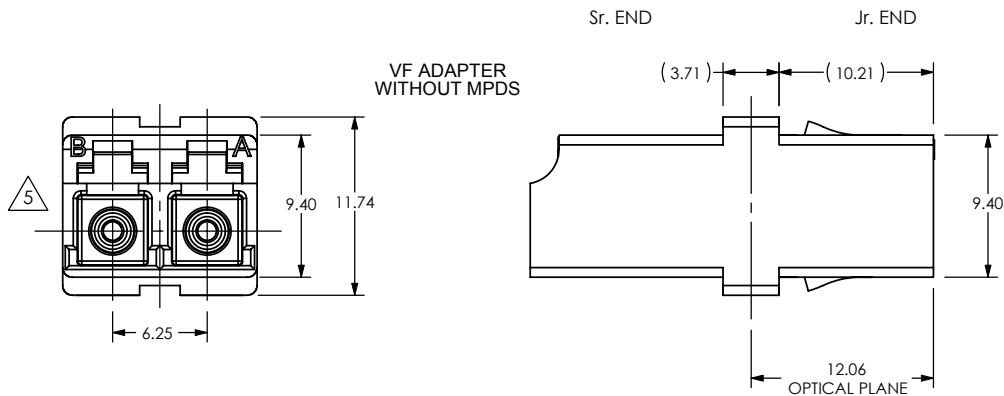


THIS DRAWING IS A CONTROLLED DOCUMENT FOR YAZAKI INCORPORATED. IT IS SUBJECT TO CHANGE AND THE CONTROLLING ENGINEERING ORGANIZATION SHOULD BE CONTACTED FOR THE LATEST REVISION.

THIRD ANGLE PROJECTION



WIDTH TABLE			
P/N	DIMEN. "C" (ADAPTER)	DIMEN. "W" (SHUTTER)	DIMEN "F" (PANEL CUTOUT)
OG2LG1-2 (4port)	25.70 ± 0.10	27.45	26.15 ± 0.25 or 26.25 ± 0.25
OG2LG1-3 (6port)	38.55 ± 0.15	40.45	39.05 ± 0.25
OG2LG1-4 (8port)	51.40 ± 0.20	53.45	51.95 ± 0.25

PART NUMBER IDENTIFICATION

OG2LG1 - X X X X *
a b c d

- a. No. OF ADAPTER PORTS $\triangle 5$
2 = QUAD PORT (2 x 2)
3 = 6 PORT (3 x 2)
4 = 8 PORT (4 x 2) - IN DEVELOPMENT
- b. ADAPTER COLOR
B = BLUE, SM
G = GREEN, APC
E = BEIGE, MM
Q = AQUA, MM, LASER OPTIMIZED
- c. ALIGNMENT SLEEVE
C = CERAMIC, ZIRCONIA
M = METAL, PHOSPHOR BRONZE (MM)
- d. DUST SHUTTER COLOR
B = BLUE
G = GREEN
E = BEIGE
K = BLACK
Q = AQUA

1. SEE LC SPECIFICATION (OCD-EE-401-2) FOR ADAPTER FEATURE AND PERFORMANCE DETAILS.
2. HOUSING MATERIAL: UL94-VO RATED.
- $\triangle 3$ ADAPTERS SHIPPED w/ SHUTTER DOORS CLOSED & WHITE CAPS ON Jr END.
4. DUST SHUTTERS PROVIDE EYE PROTECTION FOR CLASS IIIA OR LOWER LASERS.
- $\triangle 5$ FOR DUPLEX SLIMLINE ADAPTER WITH DS (1x2), SEE DWG. OG2LL3 (STD) & OG2LL4 (VF)
6. "*" AT END OF PART NUMBER INDICATES A SPECIAL.
- $\triangle 7$ QUAD LC (4 PORT) CAN BE USED IN SC DUPLEX CUTOUT (26.0-26.5mm).

8	6	4		DUST CAP, WHITE
1	1	1		MULTI-PORT DUST SHUTTER
4	3	2		VF SLIMLINE LC DUPLEX
QTY OG2LG1-4	QTY OG2LG1-3	QTY OG2LG1-2		DESCRIPTION (SEE ASSY P/N FOR COLOR & STYLE)

DIMENS: mm	
0 PLC ± -	PRIMARY TOLERANCES UNLESS OTHERWISE SPECIFIED
1 PLC ± -	
2 PLC ± 0.05	
3 PLC ± -	
4 PLC ± -	
ANGLES ± -	

YAZAKI		Y-connect Operations Middletown, PA 17057	
MATERIAL		HEAT TREAT	FINISH
SEE NOTE		SEE P/N	
DRAWN	M. PERHACS 10-1-07	APPROVED	M. PERHACS 10-1-07
NAME LC MULTI-PORT SLIMLINE ADAPTER ASSY GANGED VERTICAL FLANGE			
SCALE	4:1	SIZE	C
DRAWING NO	OG2LG1		SHEET 1 OF 1

